

Design

The Hallite 834 wiper is designed to snap into a standard housing and provide reliable medium duty dirt exclusion. The proportions of the wiping lip ensure that it remains in contact with the rod surface to remove all deposits of mud and other forms of contamination except for those found in the heavy duty environment such as steel works and cement factories.

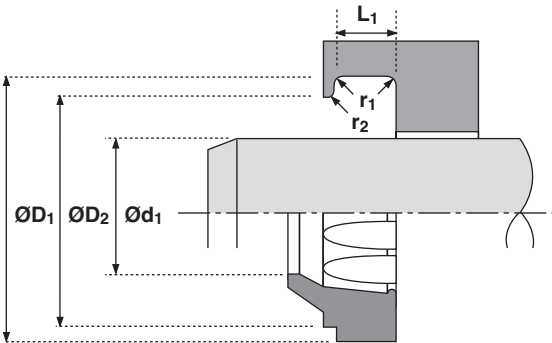
The inside diameter of the seal is provided with ribs to prevent the possibility of blow out due to pressure trapping of the main rod seal.

The Hallite® 834 is precision moulded in Hythane® 181 for maximum wear resistance.

Part numbers suffixed by † indicate housing sizes to meet ISO 6195E.

Features

- Snug fit provides effective sealing
- Long life
- Low wear
- Easy installation
- Pressure relief ribs



Technical details

Operating conditions

Maximum Speed	4.0 m/sec
Temperature Range	-45°C +110°C

Surface roughness

	µmRa	µmRt
Dynamic Sealing Face Ød ₁	0.1 < > 0.4	4 max
Static Sealing Face ØD ₁ ØD ₂	1.6 max	10 max
Static Housing Faces L ₁	3.2 max	16 max

Radii

Max Fillet Rad r ₁ mm	0.4
Max Fillet Rad r ₂ mm	0.2

Tolerances

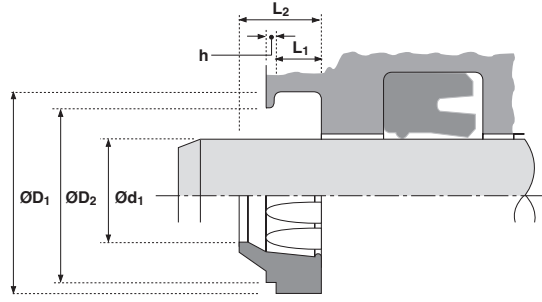
	Ød ₁	ØD ₁	ØD ₂	L ₁
mm	f9	H11	H11	+0.2 -0

Inch

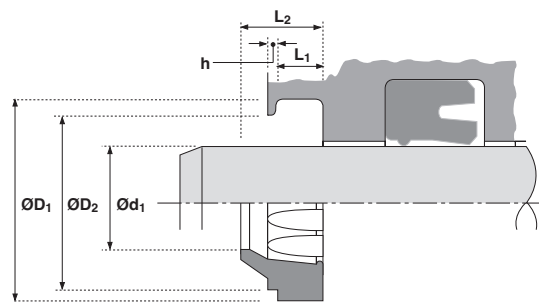
12.0 ft/sec
-50°F +230°F

µinCLA	µinRMS
4 < > 16	5 < > 18
63 max	70 max
125 max	140 max





Ød ₁	TOL f9	ØD ₁	TOL H11	ØD ₂	TOL H11	L ₁ +0.2 -0	L ₂	h	PART No.
18	-0.016 -0.059	26.0	+0.13 +0.00	24.0	+0.13 +0.00	4.0	7.0	1.0	4367200†
20	-0.020 -0.072	28.0	+0.13 +0.00	26.0	+0.13 +0.00	4.0	7.0	1.0	4391300†
22	-0.020 -0.072	30.0	+0.13 +0.00	28.0	+0.13 +0.00	4.0	7.0	1.0	4370600†
24	-0.020 -0.072	32.0	+0.13 +0.00	30.0	+0.13 +0.00	4.0	7.0	1.0	4829300
25	-0.020 -0.072	33.0	+0.16 +0.00	31.0	+0.16 +0.00	4.0	7.0	1.0	4343900†
26	-0.020 -0.072	34.0	+0.16 +0.00	32.0	+0.16 +0.00	4.0	7.0	1.0	4514400
28	-0.020 -0.072	36.0	+0.16 +0.00	34.0	+0.16 +0.00	4.0	7.0	1.0	4373500†
30	-0.020 -0.072	38.0	+0.16 +0.00	36.0	+0.16 +0.00	4.0	7.0	1.0	4378800
32	-0.025 -0.087	40.0	+0.16 +0.00	38.0	+0.16 +0.00	4.0	7.0	1.0	4373600†
35	-0.025 -0.087	43.0	+0.16 +0.00	41.0	+0.16 +0.00	4.0	7.0	1.0	4398400
36	-0.025 -0.087	44.0	+0.16 +0.00	42.0	+0.16 +0.00	4.0	7.0	1.0	4370700†
37	-0.025 -0.087	45.0	+0.16 +0.00	43.0	+0.16 +0.00	4.0	7.0	1.0	4514500
38	-0.025 -0.087	46.0	+0.16 +0.00	44.0	+0.16 +0.00	4.0	7.0	1.0	4515400
40	-0.025 -0.087	48.0	+0.16 +0.00	46.0	+0.16 +0.00	4.0	7.0	1.0	4378900†
45	-0.025 -0.087	53.0	+0.19 +0.00	51.0	+0.19 +0.00	4.0	7.0	1.0	4370800†
46	-0.025 -0.087	54.0	+0.19 +0.00	52.0	+0.19 +0.00	4.0	7.0	1.0	4515200
48	-0.025 -0.087	56.0	+0.19 +0.00	54.0	+0.19 +0.00	4.0	7.0	1.0	4432700
50	-0.025 -0.087	58.0	+0.19 +0.00	56.0	+0.19 +0.00	4.0	7.0	1.0	4379000†
55	-0.030 -0.104	63.0	+0.19 +0.00	61.0	+0.19 +0.00	4.0	7.0	1.0	4515100
56	-0.030 -0.104	64.0	+0.19 +0.00	62.0	+0.19 +0.00	4.0	7.0	1.0	4385100†
60	-0.030 -0.104	68.0	+0.19 +0.00	66.0	+0.19 +0.00	4.0	7.0	1.0	4385200
63	-0.030 -0.104	71.0	+0.19 +0.00	69.0	+0.19 +0.00	4.0	7.0	1.0	4385300†
65	-0.030 -0.104	73.0	+0.19 +0.00	71.0	+0.19 +0.00	4.0	7.0	1.0	4394200



Ød ₁	TOL f9	ØD ₁	TOL H11	ØD ₂	TOL H11	L ₁ +0.2 -0	L ₂	h	PART No.
70	-0.030 -0.104	78.0	+0.19 +0.00	76.0	+0.19 +0.00	4.0	7.0	1.0	4373700†
75	-0.030 -0.104	83.0	+0.22 +0.00	81.0	+0.22 +0.00	4.0	7.0	1.0	4711900
80	-0.030 -0.104	88.0	+0.22 +0.00	86.0	+0.22 +0.00	4.0	7.0	1.0	4398500†
85	-0.036 -0.123	93.0	+0.22 +0.00	91.0	+0.22 +0.00	4.0	7.0	1.0	4839000
90	-0.036 -0.123	98.0	+0.22 +0.00	96.0	+0.22 +0.00	4.0	7.0	1.0	4398600
100	-0.036 -0.123	108.0	+0.22 +0.00	106.0	+0.22 +0.00	4.0	7.0	1.0	4394300
110	-0.036 -0.123	118.0	+0.22 +0.00	116.0	+0.22 +0.00	4.0	7.0	1.0	4448200
140	-0.043 -0.143	152.0	+0.25 +0.00	149.0	+0.25 +0.00	5.5	10.0	1.5	4456100†

